



Jack Fruggle's treasure



Additional resources
required:

None



This module is
suitable for:

Staff at all levels



Time required to run
this module:

75-90 minutes

table of contents

introduction	3
when to use this exercise	4
what you will need for this exercise	5
how to run the exercise (incomplete)	7
running an effective discussion	not included in preview
learning points	not included in preview
the solution	not included in preview
treasure card answers	not included in preview
creating your own questions	not included in preview

introduction

Jack Fruggle's Treasure is another versatile training tool from Glasstap that can be used to demonstrate and develop serious learning points.




In the exercise, teams are provided a series of riddles, puzzles and questions to solve. Solving these will help participants put together a rhyme that will tell them where Jack's treasure is hidden.

The exercise works best when you have teams competing against each other to reach the treasure first, and can be used to test individuals' ability to manage time, and work together effectively under pressure.

The riddles and puzzles have been deliberately designed to be diverse in nature and to draw upon different skills. They include riddles and cryptic clues, mathematical questions, word questions, and general knowledge questions. Some have been especially designed so that they require close attention to detail.

key to symbols used

We have introduced some simple symbols to highlight certain areas of text within these guidelines:

	The flag is used to highlight important points or areas of potential danger.
	The bell is used to highlight time saving tips or ideas for trainers.
	The book is used to highlight background information to assist the trainer.

when to use this exercise

This is a high energy exercise that tests a teams ability to work together effectively under pressure.

It can be used as a general teambuilding exercise or to develop learning points around any of the following topics:

- Using diverse skills within teams.
- Team problem solving.
- Time management.
- Team dynamics.
- Communication and teamwork.

This exercise can also be used to examine the role of leaders within teams. If you wish to use the exercise in this way, you might want to pre-assign the role of leader to someone from each team.

what you will need for this exercise

Time

This exercise typically takes about 45-60 minutes to run. We recommend allowing a further 30 minutes for discussion/evaluation afterwards.



You can replace some of our standard questions and riddles with some of your own if you wish, perhaps linked to other elements of the training you're providing. Full instructions on how to do this are included later in the guidelines.

Number of Participants

A minimum of 4 participants is required – ideally you will have a minimum of 8 participants, which will enable you to run the exercise with 2 teams competing. There is no maximum number of participants for this exercise though we suggest teams should not consist of more than 7 individuals.

Other Requirements

- Flip charts and pens for each team of participants.
- One set of 78 'treasure hunt cards' for each team.



A standard set of cards contains 6 pass cards, which teams can exchange for help on any card they can't solve (including the all-important clue cards). You can vary the number of pass cards allocated to each team to make a longer or shorter exercise. Alternatively you might want to retain a supply to distribute if teams are struggling or time is running on. Always ensure each team get the same number of pass cards however.



For an extra sense of competition you could 'sell' additional pass cards for a time penalty. So, for example each additional pass card they use will cost them another 30 seconds.



Props

You might want to use a whistle to start the exercise. Another idea for a prop is to purchase a small toy treasure chest.

how to run the exercise

Split participants into teams of 4-7 (try to ensure all teams are about the same size). Supply each team with a flip chart, scrap paper, pens and pencils.



With this exercise it doesn't matter if different teams remain in the same room. In fact, this can add to the general tension and excitement generated by the exercise and better test each team's ability to continue to work effectively under pressure. It also provides an opportunity for different teams to combine skills, work together, and help each other out with different clues. (Depending on the context in which you are using the exercise you may or may not want to allow this).

Before separating the teams, read all participants the brief towards the end of these guidelines.

Explain that the winners will be the first team to identify the whereabouts of the hidden treasure and successfully complete the task required to access it.

Check for questions before separating the teams and providing each with a sealed enveloped containing a set of 78 'treasure hunt' cards (assuming 6 'pass cards' per team) and a copy of the brief (including the map).

a word about copyright

Protection of our copyright helps us to achieve our goal of providing high quality materials and services at a fair price. For this reason, we ask you to take a moment to note the following terms and conditions in relation to this item.

The copyright on the contents of this product belongs to Glasstap Ltd and no part of it may be transferred by sale, rent, lease, or loan to person or persons elsewhere, without the prior written permission of Glasstap Ltd.

Only the original purchaser, or any current member of Trainers' Library, has a license to use this material. The original purchaser or any current member of Trainers' Library is also permitted to create multiple copies of the following for distribution to participants who are attending a training event being run using these guidelines:

- Treasure Hunt Cards.
- Customised Cards Template.
- Team Brief.
- Spare Pass Cards.

If you have any concerns or questions about how these terms apply to you, please don't hesitate to contact us.